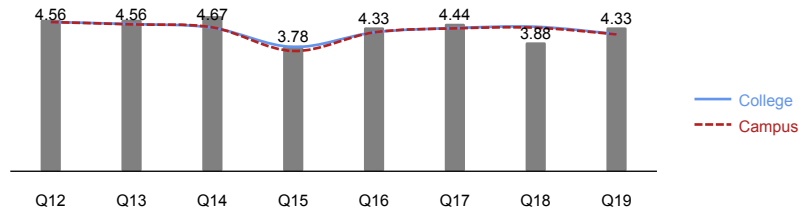


Course: MBAA518: Managerial Finance

Instructor: DIMITRIOS SISKOS *

At A Glance : Course Experience

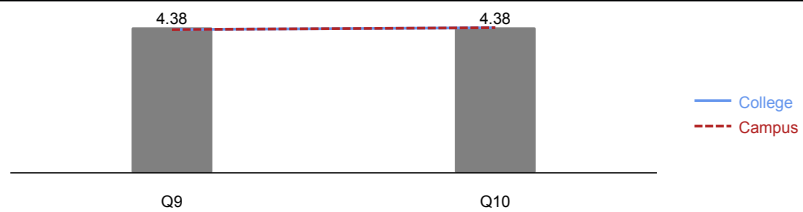
Strongly Agree
Agree
Neutral
Disagree
Strongly Disagree



- Q12 - The learning objectives were clearly stated throughout this course.
- Q13 - The grading criteria were explicit and easy to understand.
- Q14 - Instructions for course activities and assignments were clear.
- Q15 - The average amount of hours I spend working on this course (in and out of class) per week is:
- Q16 - The workload in this course was well-distributed throughout the term.
- Q17 - This course used a variety of instructional methods, materials, and media.
- Q18 - The textbook and/or assigned readings were relevant and supported the learning objectives.
- Q19 - How likely is it that you'd recommend this course to a fellow student?

At A Glance : Delivery Mode

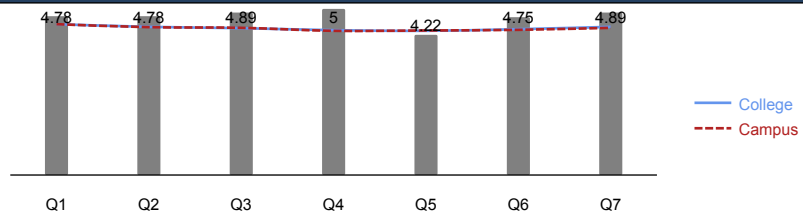
Strongly Agree
Agree
Neutral
Disagree
Strongly Disagree



- Q9 - The delivery mode (e.g. Classroom, Online, EagleVision, etc.) used in this course was my most preferred delivery mode.
- Q10 - My overall impression of this delivery mode (e.g. Classroom, Online, EagleVision, etc.) is positive.

At A Glance : Instructor Experience

Strongly Agree
Agree
Neutral
Disagree
Strongly Disagree



- Q1 - The instructor exhibited expertise in the course subject matter.
- Q2 - The instructor used a variety of methods to communicate with the class. (e.g. email, announcements, etc.)
- Q3 - The instructor was readily available for questions and assistance outside the classroom.
- Q4 - The instructor provided meaningful and timely feedback on my assignments and progress.
- Q5 - Quizzes and examinations were fair tests of the learning objectives and materials in the course.
- Q6 - The instructor kept the class actively engaged with the subject matter and each other.
- Q7 - My overall impression of the instructor is positive.

Course: MBAA518: Managerial Finance

Instructor: DIMITRIOS SISKOS *

1 - The instructor exhibited expertise in the course subject matter.

Response Option	Weight	Frequency	Percent	Percent Responses			Means				
Strongly Agree	(5)	7	77.78%								
Agree	(4)	2	22.22%								
Neutral	(3)	0	0%								
Disagree	(2)	0	0%								
Strongly Disagree	(1)	0	0%								
				0	25	50	75	100	Instructor	College	Campus
Return Rate	Mean	STD	Median	College	Mean	STD	Median	Campus	Mean	STD	Median
9/15 (60%)	4.78	0.44	5.00	2,172	4.54	0.74	5.00	6,386	4.54	0.74	5.00

2 - The instructor used a variety of methods to communicate with the class. (e.g. email, announcements, etc.)

Response Option	Weight	Frequency	Percent	Percent Responses			Means				
Strongly Agree	(5)	7	77.78%								
Agree	(4)	2	22.22%								
Neutral	(3)	0	0%								
Disagree	(2)	0	0%								
Strongly Disagree	(1)	0	0%								
				0	25	50	75	100	Instructor	College	Campus
Return Rate	Mean	STD	Median	College	Mean	STD	Median	Campus	Mean	STD	Median
9/15 (60%)	4.78	0.44	5.00	2,167	4.46	0.80	5.00	6,364	4.45	0.81	5.00

3 - The instructor was readily available for questions and assistance outside the classroom.

Response Option	Weight	Frequency	Percent	Percent Responses			Means				
Strongly Agree	(5)	8	88.89%								
Agree	(4)	1	11.11%								
Neutral	(3)	0	0%								
Disagree	(2)	0	0%								
Strongly Disagree	(1)	0	0%								
				0	25	50	75	100	Instructor	College	Campus
Return Rate	Mean	STD	Median	College	Mean	STD	Median	Campus	Mean	STD	Median
9/15 (60%)	4.89	0.33	5.00	2,155	4.42	0.88	5.00	6,337	4.43	0.87	5.00

4 - The instructor provided meaningful and timely feedback on my assignments and progress.

Response Option	Weight	Frequency	Percent	Percent Responses			Means				
Strongly Agree	(5)	8	100%								
Agree	(4)	0	0%								
Neutral	(3)	0	0%								
Disagree	(2)	0	0%								
Strongly Disagree	(1)	0	0%								
				0	25	50	75	100	Instructor	College	Campus
Return Rate	Mean	STD	Median	College	Mean	STD	Median	Campus	Mean	STD	Median
8/15 (53.33%)	5.00	0.00	5.00	2,158	4.36	1.00	5.00	6,341	4.34	1.01	5.00

ERAU
March_2017_Online_2390

Course: MBAA518: Managerial Finance
Instructor: DIMITRIOS SISKOS *

5 - Quizzes and examinations were fair tests of the learning objectives and materials in the course.

Response Option	Weight	Frequency	Percent	Percent Responses			Means				
Strongly Agree	(5)	5	55.56%					4.22	4.34	4.35	
Agree	(4)	2	22.22%								
Neutral	(3)	1	11.11%								
Disagree	(2)	1	11.11%								
Strongly Disagree	(1)	0	0%								
				0	25	50	75	100	Instructor	College	Campus
Return Rate	Mean	STD	Median	College	Mean	STD	Median	Campus	Mean	STD	Median
9/15 (60%)	4.22	1.09	5.00	2,153	4.34	0.88	5.00	6,337	4.35	0.86	5.00

6 - The instructor kept the class actively engaged with the subject matter and each other.

Response Option	Weight	Frequency	Percent	Percent Responses			Means				
Strongly Agree	(5)	6	75%					4.75	4.39	4.37	
Agree	(4)	2	25%								
Neutral	(3)	0	0%								
Disagree	(2)	0	0%								
Strongly Disagree	(1)	0	0%								
				0	25	50	75	100	Instructor	College	Campus
Return Rate	Mean	STD	Median	College	Mean	STD	Median	Campus	Mean	STD	Median
8/15 (53.33%)	4.75	0.46	5.00	2,154	4.39	0.86	5.00	6,331	4.37	0.89	5.00

7 - My overall impression of the instructor is positive.

Response Option	Weight	Frequency	Percent	Percent Responses			Means				
Strongly Agree	(5)	8	88.89%					4.89	4.46	4.43	
Agree	(4)	1	11.11%								
Neutral	(3)	0	0%								
Disagree	(2)	0	0%								
Strongly Disagree	(1)	0	0%								
				0	25	50	75	100	Instructor	College	Campus
Return Rate	Mean	STD	Median	College	Mean	STD	Median	Campus	Mean	STD	Median
9/15 (60%)	4.89	0.33	5.00	2,154	4.46	0.88	5.00	6,355	4.43	0.91	5.00

8 - General comments regarding this instructor.

Return Rate	5/15 (33.33%)
<ul style="list-style-type: none"> • very understanding • Instructor was awesome. He was so helpful and very knowledgeable. On the other hand, please please change the textbook. It is confusing and really hard to understand. • Professor Siskos was patient and understanding along with making himself available for help. • I found it much more challenging than previous courses in finance that I have taken, albeit grad level courses versus undergrad. I was ill prepared on some activities and had problems, but the instructor worked with me to ensure that I performed my coursework to a higher standard in the remaining weeks. His feedback was always well received and enlightened throughout the coursework. I really enjoyed this class and hope to take another one with Dimitrios Siskos in the future. • Professor Siskos was by far my best instructor I've had in both my graduate and undergraduate classes. I received immediate and detailed feedback with each submission, which demonstrates his ability to communicate effectively and show personal interest in developing each student's expertise in finance. His weekly quizzes, assignments, and discussion forums helped further my knowledge and think critically. I would personally recommend Professor Siskos to anyone that's interested in pursuing a career in finance. 	

Course: MBAA518: Managerial Finance

Instructor: DIMITRIOS SISKOS *

9 - The delivery mode (e.g. Classroom, Online, EagleVision, etc.) used in this course was my most preferred delivery mode.

Response Option	Weight	Frequency	Percent	Percent Responses			Means				
Strongly Agree	(5)	4	50%				4.38	4.31	4.31		
Agree	(4)	3	37.5%								
Neutral	(3)	1	12.5%								
Disagree	(2)	0	0%								
Strongly Disagree	(1)	0	0%								
				0	25	50	75	100	Instructor	College	Campus
Return Rate	Mean	STD	Median	College	Mean	STD	Median	Campus	Mean	STD	Median
8/15 (53.33%)	4.38	0.74	4.50	2,152	4.31	0.90	5.00	6,326	4.31	0.89	5.00

10 - My overall impression of this delivery mode (e.g. Classroom, Online, EagleVision, etc.) is positive.

Response Option	Weight	Frequency	Percent	Percent Responses			Means				
Strongly Agree	(5)	3	37.5%				4.38	4.37	4.37		
Agree	(4)	5	62.5%								
Neutral	(3)	0	0%								
Disagree	(2)	0	0%								
Strongly Disagree	(1)	0	0%								
				0	25	50	75	100	Instructor	College	Campus
Return Rate	Mean	STD	Median	College	Mean	STD	Median	Campus	Mean	STD	Median
8/15 (53.33%)	4.38	0.52	4.00	2,154	4.37	0.82	5.00	6,333	4.37	0.80	5.00

11 - General Comments regarding this delivery mode (e.g. Classroom, Online, EagleVision, etc.):

Return Rate	2/15 (13.33%)
<ul style="list-style-type: none"> Although it was easy to take this coursework if the time was put in to accomplish all the required assignments, I feel that it would have been a great experience for this finance course to be taken in a classroom for me. Professor Siskos delivered his coursework and supplemental resources in an appropriate and timely manner throughout the semester. His ability to offer external resources to provide additional examples helped me comprehend the material more and further my expertise in my job. 	

12 - The learning objectives were clearly stated throughout this course.

Response Option	Weight	Frequency	Percent	Percent Responses			Means				
Strongly Agree	(5)	6	66.67%				4.56	4.49	4.49		
Agree	(4)	2	22.22%								
Neutral	(3)	1	11.11%								
Disagree	(2)	0	0%								
Strongly Disagree	(1)	0	0%								
				0	25	50	75	100	Instructor	College	Campus
Return Rate	Mean	STD	Median	College	Mean	STD	Median	Campus	Mean	STD	Median
9/15 (60%)	4.56	0.73	5.00	2,157	4.49	0.73	5.00	6,345	4.49	0.72	5.00

13 - The grading criteria were explicit and easy to understand.

Response Option	Weight	Frequency	Percent	Percent Responses			Means				
Strongly Agree	(5)	6	66.67%				4.56	4.43	4.42		
Agree	(4)	2	22.22%								
Neutral	(3)	1	11.11%								
Disagree	(2)	0	0%								
Strongly Disagree	(1)	0	0%								
				0	25	50	75	100	Instructor	College	Campus
Return Rate	Mean	STD	Median	College	Mean	STD	Median	Campus	Mean	STD	Median
9/15 (60%)	4.56	0.73	5.00	2,159	4.43	0.82	5.00	6,336	4.42	0.84	5.00

Course: MBAA518: Managerial Finance

Instructor: DIMITRIOS SISKOS *

14 - Instructions for course activities and assignments were clear.

Response Option	Weight	Frequency	Percent	Percent Responses			Means				
Strongly Agree	(5)	7	77.78%				4.67	4.32	4.33		
Agree	(4)	1	11.11%								
Neutral	(3)	1	11.11%								
Disagree	(2)	0	0%								
Strongly Disagree	(1)	0	0%								
				0	25	50	75	100	Instructor	College	Campus
Return Rate	Mean	STD	Median	College	Mean	STD	Median	Campus	Mean	STD	Median
9/15 (60%)	4.67	0.71	5.00	2,146	4.32	0.92	5.00	6,308	4.33	0.91	5.00

15 - The average amount of hours I spend working on this course (in and out of class) per week is:

Response Option	Weight	Frequency	Percent	Percent Responses			Means				
More than 15 hours	(5)	1	11.11%				3.78	3.74	3.62		
10-15 hours	(4)	6	66.67%								
Approximately 10 hours	(3)	1	11.11%								
5-10 hours	(2)	1	11.11%								
0-5 hours	(1)	0	0%								
				0	25	50	75	100	Instructor	College	Campus
Return Rate	Mean	STD	Median	College	Mean	STD	Median	Campus	Mean	STD	Median
9/15 (60%)	3.78	0.83	4.00	2,159	3.74	1.08	4.00	6,352	3.62	1.13	4.00

16 - The workload in this course was well-distributed throughout the term.

Response Option	Weight	Frequency	Percent	Percent Responses			Means				
Strongly Agree	(5)	5	55.56%				4.33	4.18	4.18		
Agree	(4)	3	33.33%								
Neutral	(3)	0	0%								
Disagree	(2)	1	11.11%								
Strongly Disagree	(1)	0	0%								
				0	25	50	75	100	Instructor	College	Campus
Return Rate	Mean	STD	Median	College	Mean	STD	Median	Campus	Mean	STD	Median
9/15 (60%)	4.33	1.00	5.00	2,145	4.18	0.93	4.00	6,311	4.18	0.93	4.00

17 - This course used a variety of instructional methods, materials, and media.

Response Option	Weight	Frequency	Percent	Percent Responses			Means				
Strongly Agree	(5)	5	55.56%				4.44	4.31	4.30		
Agree	(4)	3	33.33%								
Neutral	(3)	1	11.11%								
Disagree	(2)	0	0%								
Strongly Disagree	(1)	0	0%								
				0	25	50	75	100	Instructor	College	Campus
Return Rate	Mean	STD	Median	College	Mean	STD	Median	Campus	Mean	STD	Median
9/15 (60%)	4.44	0.73	5.00	2,137	4.31	0.81	4.00	6,289	4.30	0.82	4.00

ERAU
March_2017_Online_2390

Course: MBAA518: Managerial Finance
Instructor: DIMITRIOS SISKOS *

18 - The textbook and/or assigned readings were relevant and supported the learning objectives.

Response Option	Weight	Frequency	Percent	Percent Responses			Means				
Strongly Agree	(5)	4	50%				3.88	4.35	4.32		
Agree	(4)	1	12.5%								
Neutral	(3)	2	25%								
Disagree	(2)	0	0%								
Strongly Disagree	(1)	1	12.5%								
				0	25	50	75	100	Instructor	College	Campus
Return Rate	Mean	STD	Median	College	Mean	STD	Median	Campus	Mean	STD	Median
8/15 (53.33%)	3.88	1.46	4.50	2,142	4.35	0.83	5.00	6,306	4.32	0.86	5.00

19 - How likely is it that you'd recommend this course to a fellow student?

Response Option	Weight	Frequency	Percent	Percent Responses			Means				
Definitely	(5)	5	55.56%				4.33	4.13	4.12		
Very Probably	(4)	2	22.22%								
Possibly	(3)	2	22.22%								
Probably Not	(2)	0	0%								
Very Probably Not	(1)	0	0%								
				0	25	50	75	100	Instructor	College	Campus
Return Rate	Mean	STD	Median	College	Mean	STD	Median	Campus	Mean	STD	Median
9/15 (60%)	4.33	0.87	5.00	2,157	4.13	1.05	4.00	6,358	4.12	1.05	4.00

20 - General comments regarding this course:

Return Rate	3/15 (20%)
<ul style="list-style-type: none"> The modules need to open sooner than what they are. Online classes are taken so that they can fit into the regular schedule of students otherwise student would take standard classroom class. When modules are locked until the week of students no longer have the ability to look at what is coming up and possible get a start in the event it's going to be a busy week for them. I hope to continue reading this textbook and the coursework over the next few weeks in order to strengthen my understanding and close the gaps in the areas in which I faltered. I like the way this textbook and the additional resources read much better than some previous courses. This was a valuable course taught by an extremely professional and knowledgeable professor. I would have no hesitation to recommend this course to a fellow student. 	

21 - The instructor utilized all the time allocated for the class.

Response Option	Weight	Frequency	Percent	Percent Responses			Means				
Always	(5)	8	100%				5.00	4.61	4.61		
Often	(4)	0	0%								
Sometimes	(3)	0	0%								
Rarely	(2)	0	0%								
Never	(1)	0	0%								
				0	25	50	75	100	Instructor	College	Campus
Return Rate	Mean	STD	Median	College	Mean	STD	Median	Campus	Mean	STD	Median
8/15 (53.33%)	5.00	0.00	5.00	2,103	4.61	0.71	5.00	2,103	4.61	0.71	5.00

Mean of Means Calculations	Mean	College	Campus
Course Experience	4.32	4.24	4.22
Delivery Mode	4.38	4.34	4.34
Instructor Experience	4.76	4.42	4.42