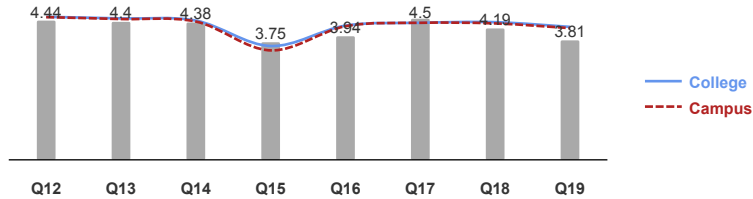


**Course:** MBAA518: Managerial Finance  
**Instructor:** Dimitrios Siskos \*  
**Response Rate:** 17/22 (77.27%)

**At A Glance : Course Experience**

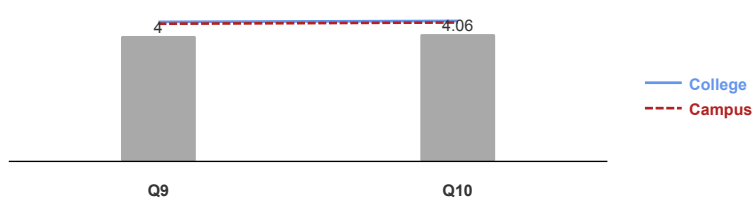
Strongly Agree
Agree
Neutral
Disagree
Strongly Disagree



- Q12 - The learning objectives were clearly stated throughout this course.
- Q13 - The grading criteria were explicit and easy to understand.
- Q14 - Instructions for course activities and assignments were clear.
- Q15 - The average amount of hours I spend working on this course (in and out of class) per week is:
- Q16 - The workload in this course was well-distributed throughout the term.
- Q17 - This course used a variety of instructional methods, materials, and media.
- Q18 - The textbook and/or assigned readings were relevant and supported the learning objectives.
- Q19 - How likely is it that you'd recommend this course to a fellow student?

**At A Glance : Delivery Mode**

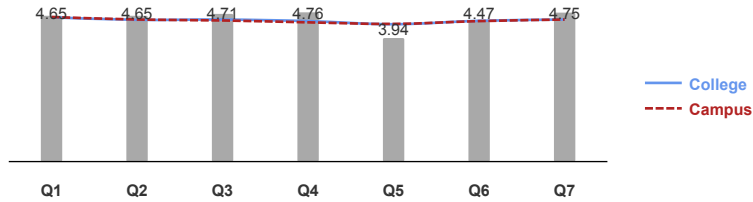
Strongly Agree
Agree
Neutral
Disagree
Strongly Disagree



- Q9 - The delivery mode (e.g. Classroom, Online, EagleVision, etc.) used in this course was my most preferred delivery mode.
- Q10 - My overall impression of this delivery mode (e.g. Classroom, Online, EagleVision, etc.) is positive.

**At A Glance : Instructor Experience**

Strongly Agree
Agree
Neutral
Disagree
Strongly Disagree



- Q1 - The instructor exhibited expertise in the course subject matter.
- Q2 - The instructor used a variety of methods to communicate with the class. (e.g. email, announcements, etc.)
- Q3 - The instructor was readily available for questions and assistance outside the classroom.
- Q4 - The instructor provided meaningful and timely feedback on my assignments and progress.
- Q5 - Quizzes and examinations were fair tests of the learning objectives and materials in the course.
- Q6 - The instructor kept the class actively engaged with the subject matter and each other.
- Q7 - My overall impression of the instructor is positive.

**1 - The instructor exhibited expertise in the course subject matter.**

Response Option	Weight	Frequency	Percent	Percent Responses	Means								
Strongly Agree	(5)	13	76.47%		4.65	4.60	4.61						
Agree	(4)	2	11.76%										
Neutral	(3)	2	11.76%										
Disagree	(2)	0	0.00%										
Strongly Disagree	(1)	0	0.00%										
					0	25	50	100	Question	College	Campus		
Response Rate	Mean	STD	Median	College	Mean	STD	Median	Campus	Mean	STD	Median		
17/22 (77.27%)	4.65	0.70	5.00	1107	4.60	0.66	5.00	3906	4.61	0.67	5.00		

**Course:** MBAA518: Managerial Finance  
**Instructor:** Dimitrios Siskos \*  
**Response Rate:** 17/22 (77.27%)

**2 - The instructor used a variety of methods to communicate with the class. (e.g. email, announcements, etc.)**

Response Option	Weight	Frequency	Percent	Percent Responses	Means								
Strongly Agree	(5)	13	76.47%		4.65	4.52	4.53						
Agree	(4)	2	11.76%										
Neutral	(3)	2	11.76%										
Disagree	(2)	0	0.00%										
Strongly Disagree	(1)	0	0.00%										
					0	25	50	100	Question	College	Campus		
Response Rate	Mean	STD	Median	College	Mean	STD	Median	Campus	Mean	STD	Median		
17/22 (77.27%)	4.65	0.70	5.00	1101	4.52	0.75	5.00	3890	4.53	0.74	5.00		

**3 - The instructor was readily available for questions and assistance outside the classroom.**

Response Option	Weight	Frequency	Percent	Percent Responses	Means								
Strongly Agree	(5)	13	76.47%		4.71	4.53	4.50						
Agree	(4)	3	17.65%										
Neutral	(3)	1	5.88%										
Disagree	(2)	0	0.00%										
Strongly Disagree	(1)	0	0.00%										
					0	25	50	100	Question	College	Campus		
Response Rate	Mean	STD	Median	College	Mean	STD	Median	Campus	Mean	STD	Median		
17/22 (77.27%)	4.71	0.59	5.00	1100	4.53	0.78	5.00	3886	4.50	0.79	5.00		

**4 - The instructor provided meaningful and timely feedback on my assignments and progress.**

Response Option	Weight	Frequency	Percent	Percent Responses	Means								
Strongly Agree	(5)	13	76.47%		4.76	4.48	4.44						
Agree	(4)	4	23.53%										
Neutral	(3)	0	0.00%										
Disagree	(2)	0	0.00%										
Strongly Disagree	(1)	0	0.00%										
					0	25	50	100	Question	College	Campus		
Response Rate	Mean	STD	Median	College	Mean	STD	Median	Campus	Mean	STD	Median		
17/22 (77.27%)	4.76	0.44	5.00	1102	4.48	0.87	5.00	3892	4.44	0.90	5.00		

**5 - Quizzes and examinations were fair tests of the learning objectives and materials in the course.**

Response Option	Weight	Frequency	Percent	Percent Responses	Means								
Strongly Agree	(5)	8	47.06%		3.94	4.38	4.39						
Agree	(4)	4	23.53%										
Neutral	(3)	1	5.88%										
Disagree	(2)	4	23.53%										
Strongly Disagree	(1)	0	0.00%										
					0	25	50	100	Question	College	Campus		
Response Rate	Mean	STD	Median	College	Mean	STD	Median	Campus	Mean	STD	Median		
17/22 (77.27%)	3.94	1.25	4.00	1098	4.38	0.84	5.00	3868	4.39	0.85	5.00		

**Course:** MBAA518: Managerial Finance  
**Instructor:** Dimitrios Siskos \*  
**Response Rate:** 17/22 (77.27%)

**6 - The instructor kept the class actively engaged with the subject matter and each other.**

Response Option	Weight	Frequency	Percent	Percent Responses	Means							
Strongly Agree	(5)	10	58.82%		4.47	4.49	4.48					
Agree	(4)	5	29.41%									
Neutral	(3)	2	11.76%									
Disagree	(2)	0	0.00%									
Strongly Disagree	(1)	0	0.00%									
					0	25	50	100	Question	College	Campus	
Response Rate	Mean	STD	Median	College	Mean	STD	Median	Campus	Mean	STD	Median	
17/22 (77.27%)	4.47	0.72	5.00	1099	4.49	0.77	5.00	3876	4.48	0.78	5.00	

**7 - My overall impression of the instructor is positive.**

Response Option	Weight	Frequency	Percent	Percent Responses	Means							
Strongly Agree	(5)	13	81.25%		4.75	4.53	4.53					
Agree	(4)	2	12.50%									
Neutral	(3)	1	6.25%									
Disagree	(2)	0	0.00%									
Strongly Disagree	(1)	0	0.00%									
					0	25	50	100	Question	College	Campus	
Response Rate	Mean	STD	Median	College	Mean	STD	Median	Campus	Mean	STD	Median	
16/22 (72.73%)	4.75	0.58	5.00	1103	4.53	0.79	5.00	3894	4.53	0.79	5.00	

**8 - General comments regarding this instructor.**

**Response Rate** 6/22 (27.27%)

- The problem sets are absolutely terrible way to judge relative skill for the student because there are all or nothing answers. No credit is given for work done, and seeing how only 1 wrong can give you a 50% on the set, messing up once can really hurt your grade. It would be nice to have an assignment to turn in that I could get feedback on my work as well as get partial credit for the hours of trying to calculate and figure out a problem set. That would prove to be much more meaningful.
- I really enjoyed this course and assistance provided by the instructor, it was one (if not the) best course in my program.
- I really enjoyed working with the instructor. He obviously has a love of the subject matter and loves teaching.....
- Professor Dimitrios was a pleasure to have as an instructor. He was very helpful when it came to assignments, he posted interesting articles to the announcements page, and the one time I didn't submit an assignment because my work life got overwhelmed with customers he reached out to me. He was very personable and reasonable. Would take another class from him if offered. Thank you Professor Dimitrios!
- He gave extensive meaningful feedback on every assignment. He was always there when needed and helped to keep the class engaged. He provided us with relevant news articles and very helpful secondary sources. He gave a lot of encouragement.
- The instructor did the best he could given he was handed a poor course curriculum.

**9 - The delivery mode (e.g. Classroom, Online, EagleVision, etc.) used in this course was my most preferred delivery mode.**

Response Option	Weight	Frequency	Percent	Percent Responses	Means							
Strongly Agree	(5)	7	43.75%		4.00	4.45	4.39					
Agree	(4)	6	37.50%									
Neutral	(3)	0	0.00%									
Disagree	(2)	2	12.50%									
Strongly Disagree	(1)	1	6.25%									
					0	25	50	100	Question	College	Campus	
Response Rate	Mean	STD	Median	College	Mean	STD	Median	Campus	Mean	STD	Median	
16/22 (72.73%)	4.00	1.26	4.00	1093	4.45	0.78	5.00	3864	4.39	0.84	5.00	

**Course:** MBAA518: Managerial Finance  
**Instructor:** Dimitrios Siskos \*  
**Response Rate:** 17/22 (77.27 %)

**10 - My overall impression of this delivery mode (e.g. Classroom, Online, EagleVision, etc.) is positive.**

Response Option	Weight	Frequency	Percent	Percent Responses	Means						
Strongly Agree	(5)	7	43.75%			4.06	4.48	4.43			
Agree	(4)	6	37.50%								
Neutral	(3)	0	0.00%								
Disagree	(2)	3	18.75%								
Strongly Disagree	(1)	0	0.00%								
0 25 50 100					Question	College	Campus				
Response Rate	Mean	STD	Median	College	Mean	STD	Median	Campus	Mean	STD	Median
16/22 (72.73%)	4.06	1.12	4.00	1092	4.48	0.73	5.00	3870	4.43	0.78	5.00

**11 - General Comments regarding this delivery mode (e.g. Classroom, Online, EagleVision, etc.):**

Response Rate	3/22 (13.64%)
<ul style="list-style-type: none"> <li>• Online classes in general are not very effective. I feel like most of this stuff I could google search if I really wanted to learn it, which makes being motivated a little more difficult.</li> <li>• Very flexible with time. I was still able to interact with classmates through discussions.</li> <li>• My internet speed far exceeds the requirements set forth by ERAU Worldwide. However, due to the lag when taking the timed quizzes I found that I still lost a good 10-15 seconds between questions. Given that the delivery mode is online the quiz times need to be longer.</li> </ul>	

**12 - The learning objectives were clearly stated throughout this course.**

Response Option	Weight	Frequency	Percent	Percent Responses	Means						
Strongly Agree	(5)	8	50.00%			4.44	4.56	4.55			
Agree	(4)	7	43.75%								
Neutral	(3)	1	6.25%								
Disagree	(2)	0	0.00%								
Strongly Disagree	(1)	0	0.00%								
0 25 50 100					Question	College	Campus				
Response Rate	Mean	STD	Median	College	Mean	STD	Median	Campus	Mean	STD	Median
16/22 (72.73%)	4.44	0.63	4.50	1099	4.56	0.64	5.00	3877	4.55	0.66	5.00

**13 - The grading criteria were explicit and easy to understand.**

Response Option	Weight	Frequency	Percent	Percent Responses	Means						
Strongly Agree	(5)	7	46.67%			4.40	4.51	4.49			
Agree	(4)	7	46.67%								
Neutral	(3)	1	6.67%								
Disagree	(2)	0	0.00%								
Strongly Disagree	(1)	0	0.00%								
0 25 50 100					Question	College	Campus				
Response Rate	Mean	STD	Median	College	Mean	STD	Median	Campus	Mean	STD	Median
15/22 (68.18%)	4.40	0.63	4.00	1104	4.51	0.75	5.00	3895	4.49	0.77	5.00

**14 - Instructions for course activities and assignments were clear.**

Response Option	Weight	Frequency	Percent	Percent Responses	Means						
Strongly Agree	(5)	8	50.00%			4.38	4.44	4.41			
Agree	(4)	6	37.50%								
Neutral	(3)	2	12.50%								
Disagree	(2)	0	0.00%								
Strongly Disagree	(1)	0	0.00%								
0 25 50 100					Question	College	Campus				
Response Rate	Mean	STD	Median	College	Mean	STD	Median	Campus	Mean	STD	Median
16/22 (72.73%)	4.38	0.72	4.50	1095	4.44	0.82	5.00	3857	4.41	0.83	5.00

**Course:** MBAA518: Managerial Finance  
**Instructor:** Dimitrios Siskos \*  
**Response Rate:** 17/22 (77.27 %)

**15 - The average amount of hours I spend working on this course (in and out of class) per week is:**

Response Option	Weight	Frequency	Percent	Percent Responses	Means								
More than 15 hours	(5)	3	18.75%										
10-15 hours	(4)	10	62.50%			3.75	3.63	3.49					
Approximately 10 hours	(3)	0	0.00%										
5-10 hours	(2)	2	12.50%										
0-5 hours	(1)	1	6.25%										
					0	25	50	100	Question	College	Campus		
Response Rate	Mean	STD	Median	College	Mean	STD	Median	Campus	Mean	STD	Median		
16/22 (72.73%)	3.75	1.13	4.00	1098	3.63	1.09	4.00	3881	3.49	1.15	4.00		

**16 - The workload in this course was well-distributed throughout the term.**

Response Option	Weight	Frequency	Percent	Percent Responses	Means								
Strongly Agree	(5)	6	37.50%										
Agree	(4)	6	37.50%			3.94	4.28	4.26					
Neutral	(3)	2	12.50%										
Disagree	(2)	1	6.25%										
Strongly Disagree	(1)	1	6.25%										
					0	25	50	100	Question	College	Campus		
Response Rate	Mean	STD	Median	College	Mean	STD	Median	Campus	Mean	STD	Median		
16/22 (72.73%)	3.94	1.18	4.00	1092	4.28	0.85	4.00	3854	4.26	0.86	4.00		

**17 - This course used a variety of instructional methods, materials, and media.**

Response Option	Weight	Frequency	Percent	Percent Responses	Means								
Strongly Agree	(5)	9	56.25%										
Agree	(4)	6	37.50%			4.50	4.37	4.37					
Neutral	(3)	1	6.25%										
Disagree	(2)	0	0.00%										
Strongly Disagree	(1)	0	0.00%										
					0	25	50	100	Question	College	Campus		
Response Rate	Mean	STD	Median	College	Mean	STD	Median	Campus	Mean	STD	Median		
16/22 (72.73%)	4.50	0.63	5.00	1089	4.37	0.76	5.00	3863	4.37	0.79	5.00		

**18 - The textbook and/or assigned readings were relevant and supported the learning objectives.**

Response Option	Weight	Frequency	Percent	Percent Responses	Means								
Strongly Agree	(5)	9	56.25%										
Agree	(4)	2	12.50%			4.19	4.39	4.35					
Neutral	(3)	4	25.00%										
Disagree	(2)	1	6.25%										
Strongly Disagree	(1)	0	0.00%										
					0	25	50	100	Question	College	Campus		
Response Rate	Mean	STD	Median	College	Mean	STD	Median	Campus	Mean	STD	Median		
16/22 (72.73%)	4.19	1.05	5.00	1092	4.39	0.82	5.00	3849	4.35	0.83	5.00		

**Course:** MBAA518: Managerial Finance  
**Instructor:** Dimitrios Siskos \*  
**Response Rate:** 17/22 (77.27 %)

19 - How likely is it that you'd recommend this course to a fellow student?												
Response Option		Weight	Frequency	Percent	Percent Responses	Means						
Definitely		(5)	6	37.50%								
Very Probably		(4)	4	25.00%								
Possibly		(3)	4	25.00%								
Probably Not		(2)	1	6.25%								
Very Probably Not		(1)	1	6.25%								
					0 25 50 100	Question	College	Campus				
Response Rate	Mean	STD	Median	College	Mean	STD	Median	Campus	Mean	STD	Median	
16/22 (72.73%)	3.81	1.22	4.00	1100	4.24	0.99	5.00	3873	4.20	1.01	5.00	

20 - General comments regarding this course:	
<b>Response Rate</b>	4/22 (18.18%)
<ul style="list-style-type: none"> <li>In discussion with other students, I feel the homework problems weren't inline with the examples from the body of the text. Some examples at the end of each chapter were very similar to the homework problems, but sufficient explanations or answers weren't present. In the back of the text, Appendix B, provided solutions to even number problems; however, the homework problems assigned always mirrored the odd numbered problems. In short the homework problems were harder than the examples provided in the book. This made them overly challenging and some of the concepts they touched on are still foreign.</li> <li>Some of the instructions for tasks were contradictory. Others exhibited poor grammar and ambiguous terms that required some reading between the lines.</li> <li>It was very nice how the quizzes and problem sets reflected the assigned reading and videos. The weekly discussions were always on point and I always seemed to gain more knowledge from reading the other student's responses as well. Thank you Professor Siskos! -Lizzie</li> <li>This course was poorly organized. Why have almost nothing due week 5-7 and then have the final paper, another paper, and two quizzes all due on week 8? Also the majority of the reading were in week 1-4 and week 9. Cramming that much reading caused me to spend 20-25+ hours per week on this course, far more than was allocated based on previous class experiences. Furthermore, the timing for the quizzes is ridiculous. One minute and 30 seconds per question is way below what should be given. I understand making the quizzes timed to make sure students are performing the reading but I think at least 3 minutes per question should be permitted for a fair evaluation.</li> </ul>	

21 - The instructor utilized all the time allocated for the class.												
Response Option		Weight	Frequency	Percent	Percent Responses	Means						
Always		(5)	12	70.59%								
Often		(4)	4	23.53%								
Sometimes		(3)	1	5.88%								
Rarely		(2)	0	0.00%								
Never		(1)	0	0.00%								
					0 25 50 100	Question	College	Campus				
Response Rate	Mean	STD	Median	College	Mean	STD	Median	Campus	Mean	STD	Median	
17/22 (77.27%)	4.65	0.61	5.00	595	4.66	0.67	5.00	595	4.66	0.67	5.00	

Mean of Means Calculations	Mean	College	Campus
Course Experience	4.18	4.30	4.26
Delivery Mode	4.03	4.46	4.41
Instructor Experience	4.56	4.50	4.50