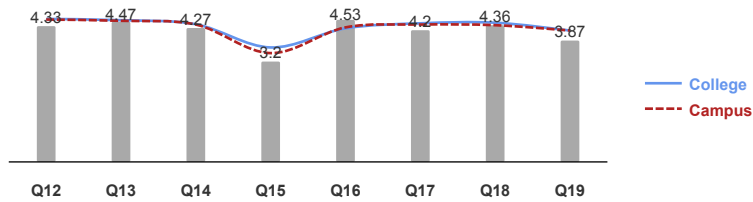


Course: MGMT332: Corporate Finance I
Instructor: Dimitrios Siskos *
Response Rate: 15/20 (75.00 %)

At A Glance : Course Experience

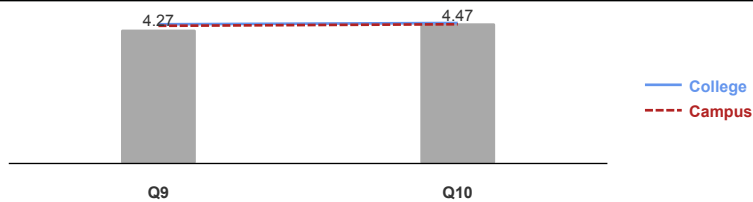
Strongly Agree
Agree
Neutral
Disagree
Strongly Disagree



- Q12 - The learning objectives were clearly stated throughout this course.
- Q13 - The grading criteria were explicit and easy to understand.
- Q14 - Instructions for course activities and assignments were clear.
- Q15 - The average amount of hours I spend working on this course (in and out of class) per week is:
- Q16 - The workload in this course was well-distributed throughout the term.
- Q17 - This course used a variety of instructional methods, materials, and media.
- Q18 - The textbook and/or assigned readings were relevant and supported the learning objectives.
- Q19 - How likely is it that you'd recommend this course to a fellow student?

At A Glance : Delivery Mode

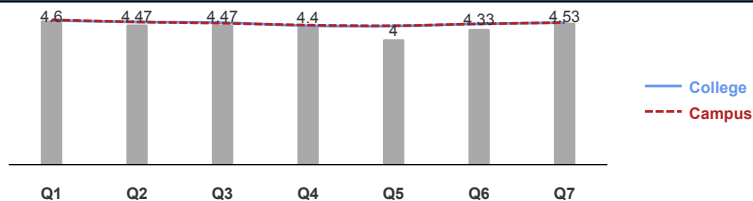
Strongly Agree
Agree
Neutral
Disagree
Strongly Disagree



- Q9 - The delivery mode (e.g. Classroom, Online, EagleVision, etc.) used in this course was my most preferred delivery mode.
- Q10 - My overall impression of this delivery mode (e.g. Classroom, Online, EagleVision, etc.) is positive.

At A Glance : Instructor Experience

Strongly Agree
Agree
Neutral
Disagree
Strongly Disagree



- Q1 - The instructor exhibited expertise in the course subject matter.
- Q2 - The instructor used a variety of methods to communicate with the class. (e.g. email, announcements, etc.)
- Q3 - The instructor was readily available for questions and assistance outside the classroom.
- Q4 - The instructor provided meaningful and timely feedback on my assignments and progress.
- Q5 - Quizzes and examinations were fair tests of the learning objectives and materials in the course.
- Q6 - The instructor kept the class actively engaged with the subject matter and each other.
- Q7 - My overall impression of the instructor is positive.

Course: MGMT332: Corporate Finance I
Instructor: Dimitrios Siskos *
Response Rate: 15/20 (75.00 %)

1 - The instructor exhibited expertise in the course subject matter.												
Response Option		Weight	Frequency	Percent	Percent Responses	Means						
Strongly Agree		(5)	10	66.67%		4.60		4.60		4.62		
Agree		(4)	4	26.67%		4.60		4.60		4.62		
Neutral		(3)	1	6.67%								
Disagree		(2)	0	0.00%								
Strongly Disagree		(1)	0	0.00%								
					0	25	50	100	Question	College	Campus	
Response Rate	Mean	STD	Median	College	Mean	STD	Median	Campus	Mean	STD	Median	
15/20 (75.00%)	4.60	0.63	5.00	1198	4.60	0.68	5.00	4045	4.62	0.68	5.00	

2 - The instructor used a variety of methods to communicate with the class. (e.g. email, announcements, etc.)												
Response Option		Weight	Frequency	Percent	Percent Responses	Means						
Strongly Agree		(5)	10	66.67%		4.47		4.55		4.55		
Agree		(4)	4	26.67%		4.47		4.55		4.55		
Neutral		(3)	0	0.00%								
Disagree		(2)	0	0.00%								
Strongly Disagree		(1)	1	6.67%								
					0	25	50	100	Question	College	Campus	
Response Rate	Mean	STD	Median	College	Mean	STD	Median	Campus	Mean	STD	Median	
15/20 (75.00%)	4.47	1.06	5.00	1195	4.55	0.74	5.00	4040	4.55	0.75	5.00	

3 - The instructor was readily available for questions and assistance outside the classroom.												
Response Option		Weight	Frequency	Percent	Percent Responses	Means						
Strongly Agree		(5)	10	66.67%		4.47		4.53		4.51		
Agree		(4)	3	20.00%		4.47		4.53		4.51		
Neutral		(3)	1	6.67%								
Disagree		(2)	1	6.67%								
Strongly Disagree		(1)	0	0.00%								
					0	25	50	100	Question	College	Campus	
Response Rate	Mean	STD	Median	College	Mean	STD	Median	Campus	Mean	STD	Median	
15/20 (75.00%)	4.47	0.92	5.00	1188	4.53	0.77	5.00	4018	4.51	0.81	5.00	

4 - The instructor provided meaningful and timely feedback on my assignments and progress.												
Response Option		Weight	Frequency	Percent	Percent Responses	Means						
Strongly Agree		(5)	7	46.67%		4.40		4.43		4.45		
Agree		(4)	7	46.67%		4.40		4.43		4.45		
Neutral		(3)	1	6.67%								
Disagree		(2)	0	0.00%								
Strongly Disagree		(1)	0	0.00%								
					0	25	50	100	Question	College	Campus	
Response Rate	Mean	STD	Median	College	Mean	STD	Median	Campus	Mean	STD	Median	
15/20 (75.00%)	4.40	0.63	4.00	1189	4.43	0.91	5.00	4017	4.45	0.91	5.00	

Course: MGMT332: Corporate Finance I
Instructor: Dimitrios Siskos *
Response Rate: 15/20 (75.00 %)

5 - Quizzes and examinations were fair tests of the learning objectives and materials in the course.

Response Option	Weight	Frequency	Percent	Percent Responses	Means							
Strongly Agree	(5)	7	46.67%			4.00	4.42	4.43				
Agree	(4)	3	20.00%									
Neutral	(3)	3	20.00%									
Disagree	(2)	2	13.33%									
Strongly Disagree	(1)	0	0.00%									
					0	25	50	100	Question	College	Campus	
Response Rate	Mean	STD	Median	College	Mean	STD	Median	Campus	Mean	STD	Median	
15/20 (75.00%)	4.00	1.13	4.00	1187	4.42	0.82	5.00	4005	4.43	0.83	5.00	

6 - The instructor kept the class actively engaged with the subject matter and each other.

Response Option	Weight	Frequency	Percent	Percent Responses	Means							
Strongly Agree	(5)	9	60.00%			4.33	4.49	4.49				
Agree	(4)	4	26.67%									
Neutral	(3)	0	0.00%									
Disagree	(2)	2	13.33%									
Strongly Disagree	(1)	0	0.00%									
					0	25	50	100	Question	College	Campus	
Response Rate	Mean	STD	Median	College	Mean	STD	Median	Campus	Mean	STD	Median	
15/20 (75.00%)	4.33	1.05	5.00	1187	4.49	0.81	5.00	4010	4.49	0.80	5.00	

7 - My overall impression of the instructor is positive.

Response Option	Weight	Frequency	Percent	Percent Responses	Means							
Strongly Agree	(5)	9	60.00%			4.53	4.53	4.53				
Agree	(4)	5	33.33%									
Neutral	(3)	1	6.67%									
Disagree	(2)	0	0.00%									
Strongly Disagree	(1)	0	0.00%									
					0	25	50	100	Question	College	Campus	
Response Rate	Mean	STD	Median	College	Mean	STD	Median	Campus	Mean	STD	Median	
15/20 (75.00%)	4.53	0.64	5.00	1194	4.53	0.81	5.00	4022	4.53	0.81	5.00	

8 - General comments regarding this instructor.

Response Rate	5/20 (25%)
<ul style="list-style-type: none"> • Very knowledgeable and helpful instructor. • I like him, he's fair. • The instructor was very good, was accommodating and very helpful. • Good professor. Professor Siskos is much better and a welcome change from what ERAU has been providing as "professors". • Overall performed well. Supplementary material went along well with the book. Some of the homework problems/discussions focused on, what I personally felt, weren't the main points of the chapter. Some of the feedback on homework also seemed somewhat generalized. 	

9 - The delivery mode (e.g. Classroom, Online, EagleVision, etc.) used in this course was my most preferred delivery mode.

Response Option	Weight	Frequency	Percent	Percent Responses	Means							
Strongly Agree	(5)	8	53.33%			4.27	4.44	4.39				
Agree	(4)	4	26.67%									
Neutral	(3)	2	13.33%									
Disagree	(2)	1	6.67%									
Strongly Disagree	(1)	0	0.00%									
					0	25	50	100	Question	College	Campus	
Response Rate	Mean	STD	Median	College	Mean	STD	Median	Campus	Mean	STD	Median	
15/20 (75.00%)	4.27	0.96	5.00	1191	4.44	0.82	5.00	4021	4.39	0.86	5.00	

Course: MGMT332: Corporate Finance I
Instructor: Dimitrios Siskos *
Response Rate: 15/20 (75.00 %)

10 - My overall impression of this delivery mode (e.g. Classroom, Online, EagleVision, etc.) is positive.

Response Option	Weight	Frequency	Percent	Percent Responses	Means							
Strongly Agree	(5)	9	60.00%			4.47	4.48	4.44	Question	College	Campus	
Agree	(4)	4	26.67%									
Neutral	(3)	2	13.33%									
Disagree	(2)	0	0.00%									
Strongly Disagree	(1)	0	0.00%									
					0	25	50	100				
Response Rate	Mean	STD	Median	College	Mean	STD	Median	Campus	Mean	STD	Median	
15/20 (75.00%)	4.47	0.74	5.00	1188	4.48	0.75	5.00	4011	4.44	0.79	5.00	

11 - General Comments regarding this delivery mode (e.g. Classroom, Online, EagleVision, etc.):

Response Rate	3/20 (15%)
<ul style="list-style-type: none"> • Canvas works great. • Canvas is fine, please stop messing with it. • n/a 	

12 - The learning objectives were clearly stated throughout this course.

Response Option	Weight	Frequency	Percent	Percent Responses	Means							
Strongly Agree	(5)	9	60.00%			4.33	4.56	4.54	Question	College	Campus	
Agree	(4)	4	26.67%									
Neutral	(3)	0	0.00%									
Disagree	(2)	2	13.33%									
Strongly Disagree	(1)	0	0.00%									
					0	25	50	100				
Response Rate	Mean	STD	Median	College	Mean	STD	Median	Campus	Mean	STD	Median	
15/20 (75.00%)	4.33	1.05	5.00	1193	4.56	0.67	5.00	4019	4.54	0.69	5.00	

13 - The grading criteria were explicit and easy to understand.

Response Option	Weight	Frequency	Percent	Percent Responses	Means							
Strongly Agree	(5)	9	60.00%			4.47	4.52	4.50	Question	College	Campus	
Agree	(4)	5	33.33%									
Neutral	(3)	0	0.00%									
Disagree	(2)	1	6.67%									
Strongly Disagree	(1)	0	0.00%									
					0	25	50	100				
Response Rate	Mean	STD	Median	College	Mean	STD	Median	Campus	Mean	STD	Median	
15/20 (75.00%)	4.47	0.83	5.00	1196	4.52	0.74	5.00	4029	4.50	0.78	5.00	

14 - Instructions for course activities and assignments were clear.

Response Option	Weight	Frequency	Percent	Percent Responses	Means							
Strongly Agree	(5)	8	53.33%			4.27	4.39	4.38	Question	College	Campus	
Agree	(4)	3	20.00%									
Neutral	(3)	4	26.67%									
Disagree	(2)	0	0.00%									
Strongly Disagree	(1)	0	0.00%									
					0	25	50	100				
Response Rate	Mean	STD	Median	College	Mean	STD	Median	Campus	Mean	STD	Median	
15/20 (75.00%)	4.27	0.88	5.00	1193	4.39	0.87	5.00	4012	4.38	0.88	5.00	

Course: MGMT332: Corporate Finance I
Instructor: Dimitrios Siskos *
Response Rate: 15/20 (75.00 %)

15 - The average amount of hours I spend working on this course (in and out of class) per week is:

Response Option	Weight	Frequency	Percent	Percent Responses	Means									
More than 15 hours	(5)	2	13.33%											
10-15 hours	(4)	5	33.33%											
Approximately 10 hours	(3)	3	20.00%											
5-10 hours	(2)	4	26.67%											
0-5 hours	(1)	1	6.67%											
					0	25	50	100	Question	College	Campus			
Response Rate	Mean	STD	Median	College	Mean	STD	Median	Campus	Mean	STD	Median			
15/20 (75.00%)	3.20	1.21	3.00	1194	3.65	1.11	4.00	4019	3.47	1.16	4.00			

16 - The workload in this course was well-distributed throughout the term.

Response Option	Weight	Frequency	Percent	Percent Responses	Means									
Strongly Agree	(5)	9	60.00%											
Agree	(4)	5	33.33%											
Neutral	(3)	1	6.67%											
Disagree	(2)	0	0.00%											
Strongly Disagree	(1)	0	0.00%											
					0	25	50	100	Question	College	Campus			
Response Rate	Mean	STD	Median	College	Mean	STD	Median	Campus	Mean	STD	Median			
15/20 (75.00%)	4.53	0.64	5.00	1185	4.26	0.92	4.00	4004	4.29	0.86	4.00			

17 - This course used a variety of instructional methods, materials, and media.

Response Option	Weight	Frequency	Percent	Percent Responses	Means									
Strongly Agree	(5)	8	53.33%											
Agree	(4)	4	26.67%											
Neutral	(3)	1	6.67%											
Disagree	(2)	2	13.33%											
Strongly Disagree	(1)	0	0.00%											
					0	25	50	100	Question	College	Campus			
Response Rate	Mean	STD	Median	College	Mean	STD	Median	Campus	Mean	STD	Median			
15/20 (75.00%)	4.20	1.08	5.00	1186	4.42	0.76	5.00	4001	4.38	0.80	5.00			

18 - The textbook and/or assigned readings were relevant and supported the learning objectives.

Response Option	Weight	Frequency	Percent	Percent Responses	Means									
Strongly Agree	(5)	9	64.29%											
Agree	(4)	2	14.29%											
Neutral	(3)	2	14.29%											
Disagree	(2)	1	7.14%											
Strongly Disagree	(1)	0	0.00%											
					0	25	50	100	Question	College	Campus			
Response Rate	Mean	STD	Median	College	Mean	STD	Median	Campus	Mean	STD	Median			
14/20 (70.00%)	4.36	1.01	5.00	1186	4.44	0.80	5.00	4006	4.36	0.86	5.00			

Course: MGMT332: Corporate Finance I
Instructor: Dimitrios Siskos *
Response Rate: 15/20 (75.00 %)

19 - How likely is it that you'd recommend this course to a fellow student?												
Response Option		Weight	Frequency	Percent	Percent Responses			Means				
Definitely		(5)	6	40.00%								
Very Probably		(4)	4	26.67%								
Possibly		(3)	3	20.00%								
Probably Not		(2)	1	6.67%								
Very Probably Not		(1)	1	6.67%								
					0	25	50	100	Question	College	Campus	
Response Rate	Mean	STD	Median	College	Mean	STD	Median	Campus	Mean	STD	Median	
15/20 (75.00%)	3.87	1.25	4.00	1187	4.19	1.02	5.00	4025	4.19	1.02	5.00	

20 - General comments regarding this course:	
Response Rate	4/20 (20%)
<ul style="list-style-type: none"> • Very informative and helpful course. • I found the text difficult to reference. I also think the video resources should be more specifically relevant to the week's assignment(s). • The textbook was hard to understand even with the smart book for someone who hasn't had an accounting or finance class. Would recommend an intro class before this class is taken. • I would recommend this course but only if it was taught by Professor Siskos. 	

21 - The instructor utilized all the time allocated for the class.												
Response Option		Weight	Frequency	Percent	Percent Responses			Means				
Always		(5)	9	64.29%								
Often		(4)	3	21.43%								
Sometimes		(3)	1	7.14%								
Rarely		(2)	1	7.14%								
Never		(1)	0	0.00%								
					0	25	50	100	Question	College	Campus	
Response Rate	Mean	STD	Median	College	Mean	STD	Median	Campus	Mean	STD	Median	
14/20 (70.00%)	4.43	0.94	5.00	509	4.67	0.66	5.00	509	4.67	0.66	5.00	

Mean of Means Calculations	Mean	College	Campus
Course Experience	4.15	4.30	4.26
Delivery Mode	4.37	4.46	4.41
Instructor Experience	4.40	4.51	4.51